


7400 Industrial Parkway Drive
 Lorain, Ohio 44053-2064
 440-282-8008 or 1-800-756-6635
 Fax 440-282-8822 or 1-800-437-1603
 indinfo@turtleplastics.com
 www.turtleplastics.com
 To place an order: orders@turtleplastics.com




Please conspicuously
 post this
 Working Load Guide.



TURTLE PLASTICS™
 THE RECYCLED PRODUCTS COMPANY

dura crib dura stat™
 Re:engineered Plastic Cribbing, Blocking & Stabilization Tools

dura crib™ WORKING LOAD LIMIT BASED ON SINGLE LAYER APPLICATION.


Lanyard Color	Total Block Working Load Limit Range	Part #	WLL (kg)	WLL (lbs)
 High-Vis Orange Orange = Heavy	50,000 kg – 100,000 kg (110,231 lbs – 220,462 lbs)	612SC-12	55,000	121,254
		612SC-24	110,000	242,508
		66SC-36	78,400	172,842
		44HDC-30	50,800	111,994
		67HDC-30	71,600	157,850
		67PC-24	58,800	129,631
		 Blue Blue = Medium	21,000 kg – 50,000 kg (46,297 lbs – 110,231 lbs)	67SC-24
 High-Vis Yellow Yellow = Light	0 kg – 21,000 kg (0 lbs – 46,297 lbs)	1B*	31,000	68,343
		2B*	31,000	68,343
		3B*	31,000	68,343
		44PL-18	20,500	45,194
		44SC-36	53,200	117,285
		67HD-10	23,700	52,249
		SC-1	2,600	5,732

Visit <http://turtleplastics.com/technical-data-request/> to request technical or testing data.

*Does not include lanyard.



Always avoid point source load with any product.



TURTLE PLASTICS™
 THE RECYCLED PLASTICS COMPANY
 1-800-756-6635

Working Load Limit: **WLL: 110,000 kg@25° C**
WLL: 242,508 lbs@77° F

Pounds Per Square Inch: **PSI: 865**

Turtle Plastics Part Number: **PRODUCT NAME: THE SLAB™**

TECHNICAL DATA: <http://turtleplastics.com/technical-data-request/>
DANGER: NO POINT SOURCE LOADING OR ALTERING OF PRODUCT

Made in the U.S.A.

Website Link for Safety Data Sheet: <http://turtleplastics.com/technical-data-request/>



re:imagine stability

For years, fire departments, industrial plants, mining, and construction workers have used wood to crib, block, or stabilize equipment, products and vehicles. 99% of cribbing being used today is wood. Wood is relatively inexpensive but comes with knots, is absorbent, cracks, splits and splinters. *The only guarantee with wood is that you will eventually need to replace it.*

Plastic cribbing does not absorb blood, oil, or most chemicals. *Turtle Plastics' 50 year environmental warranty covers rot, mold, mildew and absorption. This saves you time and money in the long run.*



Always avoid point source load with any product.

- **active cribbing** (*dura crib™ with interlocking pyramid profile*) –vs– **static cribbing** (*dura stat™ smooth surface*)

Active cribbing is used when a person is working near or under the cribbing. Static cribbing is used to keep material off the ground to allow a forklift to operate, or to separate materials for storage.

- **design strength**

Crossgrain bearing design strength for traditional wood cribbing varies by wood species from 200 PSI to 1,000 PSI. For example, using: 500 PSI; Strength $500 \times 3.5 \times 3.5 \times 4 = 24,000$ lbs. Plastic cribbing can sustain between 800 to 1,200 PSI. Creating a safer, longer lasting and more durable cribbing base.

THE USER MUST BE FAMILIAR WITH THE ARMY CORPS OF ENGINEERS CRIBBING GUIDE (DURA CRIB) AND ONLY THE END USER CAN DETERMINE LOAD CAPACITY. ANY BENDING, DEFLECTION, SAGGING, BULGING, OR DEFORMITY WILL NECESSITATE ADDITIONAL CRIBS.

As the use of our products under user's conditions are beyond our control, no warranty, expressed or implied, including but not limited to, merchantability or fitness for a particular use, is made concerning our products. **DISCLAIMER:** Under no circumstances shall company be liable to the original purchaser at retail or any other person for any special or consequential damages, whether arising out of breach of warranty, breach of contract, or otherwise. Company shall in no event be liable for any breach of warranty in an amount exceeding the purchase price of any product, nor will company be bound by any statement or representation to the quality or performance of any product. All statements, technical information, and recommendations contained in this publication are for informational purposes only. Turtle Plastics does not guarantee the accuracy or completeness of any information contained herein and it is the customer's responsibility to conduct its own review and make its own determination regarding the suitability of specific products for any given application.

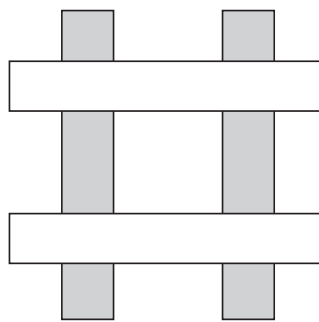
U.S. Army Corps of Engineers Crib Layout Guide

IMPORTANT

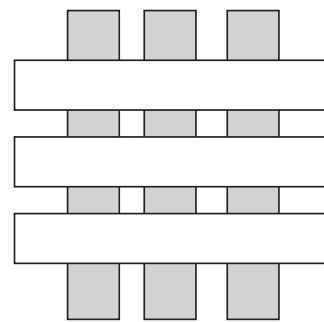
- Bottom layer should be solid to spread the load, especially on soil or asphalt paving.
- Limit height to 3 times width (shortest width for non-square cribs).
- Overlap corners by 4 inches to assure slow crush-type failure.



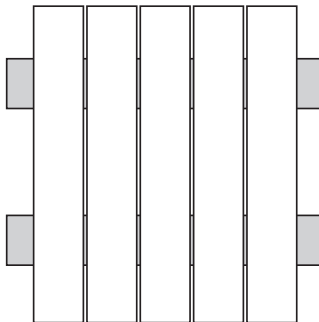
IMPORTANT: Use only with dura crib™ products.



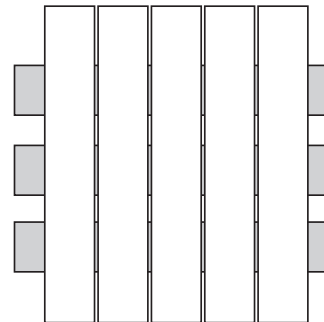
2 X 2



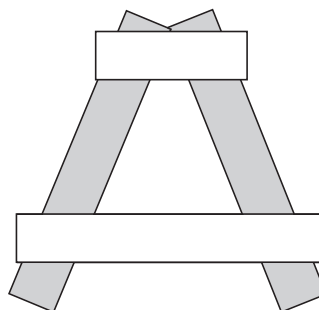
3 X 3



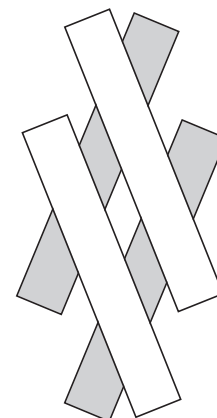
SOLID PLATFORM



SOLID PLATFORM



TRIANGLE



PARALLELOGRAM

TRIANGLE AND PARALLELOGRAM ARE NOT VERY STABLE, KEEP HEIGHT TO WIDTH WITHIN 1 TO 1