













Product Photo				
Capacity	Heavy Duty	Heavy Duty	Heavy Duty	Heavy Duty
Mfg. Part #	S612-24	S612-12	66SC-36	67HDC-30
Product Name	The Slab®	Half Slab®	Super Crib XL® Platform Base Crib	Black Diamond Crib®
Working Load Limit (KG/LBS) @ 25C/ 77F	110,000/242,508	55,000/121,254	78,400/172,842	71,600/157,850
Dimensions/ Weight	6"x12"x24" 23.12kg/51lbs	6"x12"x12" 11.79kg/26lbs	6"x6"x36" 14.52kg/32lbs	6"x7"x30" 18.6kg/41lbs
Product Photo				
Capacity	Heavy Duty	Heavy Duty	Heavy Duty	Medium Duty
Mfg. Part #	44HDC-36	67PC-24	44HDC-30	67SC-24
Product Name	Super Black Diamond Crib XL®	Prime Crib®	Profile Black Diamond Crib™	Super Crib®
Working Load Limit (KG/LBS) @ 25C/ 77F	69,400/153,000	58,800/129,631	50,800/111,994	49,900/110,000
Dimensions/ Weight	4"x4"x36" 8.2kg/19lbs	6"x7"x24" 12.25kg/27lbs	4"x4"x30" 6.8kg/15lbs	6"x7"x24" 11.79kg/26lbs
Product Photo				
Capacity	Medium Duty	Light Duty	Light Duty	Light Duty
Mfg. Part #	44HDC-24	1B, 2B, 3B	67HDC-10	44HDC-12
Product Name	Super Black Diamond Crib®	Turtle Lock Block/Blox®	Little Black Diamond Crib®	Black Diamond Crib 12™
Working Load Limit (KG/LBS) @ 25C/ 77F	40,823/90,000	31,000/68,343 per block	23,700/52,249	20,500/45,194
Dimensions/ Weight	4"x4"x24" 5.9kg/13lbs	9"x9"x1" = 1.36kg/3lbs (discontinued) 9"x9"x2" = 2.27kg/5lbs 9"x9"x3" = 3.18kg/7lbs	6"x7"x10" 5.9kg/13lbs	4"x4"x12" 2.72kg/6lbs

Product Photo				Scan the QR code below for our resources, including the most recent Dura Crib™ Brand Products Safety & Reference Manual. This guide may be reprinted without modification. 
Capacity	Light Duty	Light Duty	Light Duty	
Mfg. Part #	44PL-18	44-18	24-18	
Product Name	Hybrid Crib®	44-18 Pyramid Crib®	24-18 Pyramid Crib®	
Working Load Limit (KG/LBS) @ 25C/ 77F	20,500/45,194	13,607/30,000	8,164/18,000	
Dimensions/ Weight	4"x4"x18" 2.72kg/6lbs	4"x4"x18" 2.72kg/6lbs	2"x4"x18" 1.36kg/3lbs	
Product Photo				
Capacity	All Step Chocks Are Light Duty – For Fire Industry Use – Not Recommended for Industrial Use.			
Mfg. Part #	SC-1 and SC-3 (SC-3 is discontinued)		SC-2	SC-COG-1
Product Name	Standard and Giant Step Chock		Medium Step Chock	Cog Step Chock
Working Load Limit (KG/LBS) @ 25C/ 77F	4,400/9,700		4,400/9,700 per chock	1,701/3,750 without cog or 2,722/6,000 with cog
Dimensions/ Weight	SC-1 = 24 1/2"x5 3/4"(base)x 3 3/4"(w)x10 3/4"(h) & 6.8kg/15lbs SC-3=31 1/2" x11"(base)x5"(w) x22" (h)		29 1/2"x9" (base)x 4 1/2"(w) x17 1/4"(h) 15.88kg/35lbs	24 2/8"(base) x 6 5/8" (w)x10 3/4"(h) 9.98kg/22lbs
Product Photo				
Capacity	Medium Duty Fire Industry Application Only		Super Heavy Duty	Super Heavy Duty
Mfg. Part #	CTP2424-2 and CTP1818-1.5		UCP18	PCP24
Product Name	ModPad® (US Pat. No. D804,768)		Ultimate Cribbing Pad	Prime Crib Stack Pad
Working Load Limit (KG/LBS)/PSI @ 25C/ 77F	54,431/102,058 each pad size		3,000 PSI	3,000 PSI
Dimensions/ Weight	24"x24"x2" 17.32kg/38lbs	18"x18"x1 1/2" 7.26kg/16lbs	18"x18"x1.5" Built in Handle	24"x24"x2" 18.14kg/40lbs

DURA CRIB® BRAND PRODUCTS

WORKING LOAD GUIDE

JANUARY 15, 2025

PLEASE POST THIS MANUAL IN A CONSPICUOUS AREA WHERE PRODUCTS ARE BEING USED.

WARNING



CRUSH HAZARD.

- *Exceeding product weight limit can cause load to fall resulting in **SERIOUS INJURY, DEATH** or property damage.
- *Do not overload.
- *Do not place load unevenly onto block.
- *Do not place load onto a single point on block.
- *Do not exceed weight limits or temperature specifications for the product.
- *Comply with all weight and temperature specifications.





CAUTION



CRUSH HAZARD.

- *Product failure can cause property damage.
- *Do not overload.
- *Do not place load unevenly onto block.
- *Do not place load onto a single point on block.


CAUTION



TIPPING HAZARD.

- *Unbalanced load can cause property damage.
- *Distribute weight evenly onto the Dura Crib block or crib block stack.
- *Do not use Dura Crib blocks or pads vertically.

NOTICE



Pad is not a substitute for safety precautions for cribbing blocks.


Avoid injury and property damage by following instructions and reading and understanding warnings for the products with which cribbing pad is used.

Thank you for your purchase of our products and for supporting products made from recycled plastic in the USA. We welcome your comments and feedback.

Please note these products may have been shipped to you with your distributor's name or distributor's part number on the product identification tag. If you do not have a genuine Turtle Plastics product tag on your product or if you have any questions regarding our products.


Turtle Plastics®
7400 Industrial Parkway Drive
Lorain, OH 44053
1-800-756-6635
info@turtleplastics.com

WARNING











CRUSH HAZARD.

- Exceeding product weight limit can cause load to fall resulting in **SERIOUS INJURY, DEATH** or property damage.
- Do not overload.
- Do not place load unevenly on step chock.
- Do not place load on single point on step chock.



TIP OVER HAZARD.

- Load movement can cause load to tip over resulting in **SERIOUS INJURY, DEATH** or property damage.
- Do not place load unevenly on step chock.
- Do not place load onto a single point on step chock. Do not leave step chock unattended.

Product Photo				
Capacity	Super Heavy Duty	Super Heavy Duty	Super Heavy Duty	Super Heavy Duty
Mfg. Part #	SP24 and SP12	SP24-2	SP24-3 & SP12-3	BDCPAD30
Product Name	Slab Pad & Half Slab Pad	Slab Pad Two	Slab Pad 3 & Half Slab Pad 3 Bu	Black Diamond Crib Pad 30
Dimensions/Weight	24"x12"x2" 6.8kg/15lbs & 12"x12"x2" 3.63kg/8lbs	24"x24"x2" 15.88kg/35lbs	24"x12"x3" 13.6kg/30lbs & 12"x12"x3" 5.9kg/13lbs	30"x24"x2" 19.95kg/44lbs
PSI @ 25C/ 77F	3,000	3,000	3,000	3,000
Product Photo				
Capacity	Heavy Duty	Heavy Duty	Medium Duty	Light Duty
Mfg. Part #	BDCPAD15 (one smooth side/one pyramid side) BDCPAD15-2 (pyramids on both sides) BDCPAD15-S (smooth on both sides)	BDCPAD20(one smooth side/one pyramid side) BDCPAD20-2 (pyramids on both sides) BDCPAD20-S (smooth on both sides)	PSP24	PSP18
Product Name	Black Diamond Crib Pad 15	Black Diamond Crib Pad 20	Single Prime/Super Crib Pad	Single Hybrid Crib Pad
Dimensions/Weight	15"x15"x2" per pad 6.8kg/15lbs per pad	20"x20"x2" per pad 12.25kg/27lbs per pad	24"x6"x1" 2.72kg/5lbs	18"x4"x1" 1.36kg/3lbs
PSI @ 25C/ 77F	3,000	3,000	3,000	3,000